

TB/HIV GF – NTP perspective

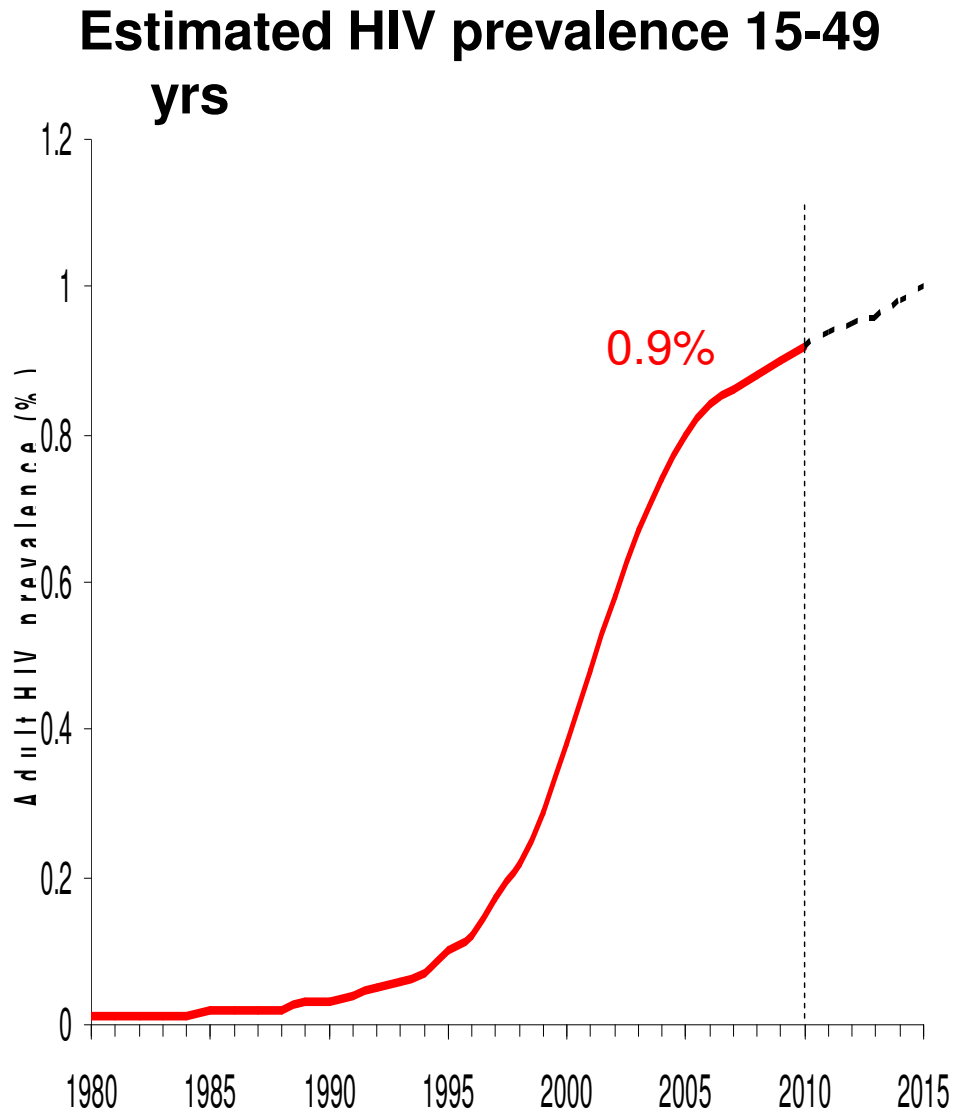
**November 2011;
Beijing China**



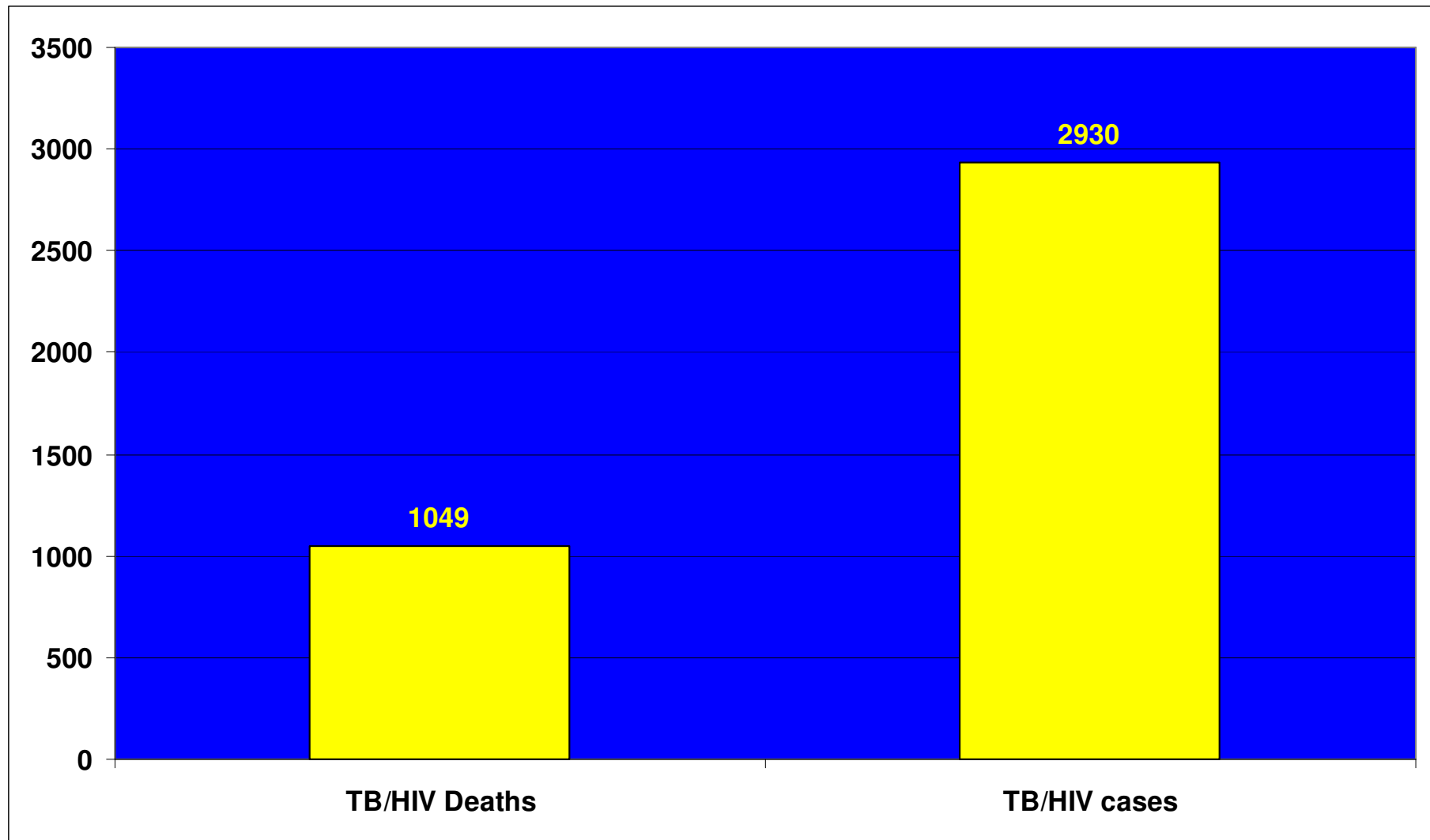
HIV and TB in PNG; 2011

PNG TB Epidemiology

- Prevalence of all forms of TB – 337/100 000
21900 cases/year
- Incidence of all forms of TB – 250/100 000 population-
16250 cases/year
- TB mortality rate (excluding HIV) – 26/100 000 in 2009-
1690 death/year



Estimated morbidity and mortality due to TB/HIV co-infection in PNG



Source: Global Tuberculosis Control 2009, WHO, Geneva

No. (%) estimate HIV+ incident TB cases that received treatment for TB and HIV, in WPR countries, 2007-2010

Country	Year			
	2007	2008	2009*	2010
Cambodia	NA	NA	(4.8)	NA
China	NA	NA	NA	2036 (11)
Fiji	1	2	0	3 (100)
Laos	453	293	85	118
Malaysia	72 (33.5) [for 06 & 07]		(30) [for 08 & 09]	352
Mongolia	NA	0	NA	4
Philippines	9 (49.3)	129 (46.0)	80%	NA
PNG	320	555 (8.0)	27.4%	229 (35)
Viet Nam	NA	NA	27..5%	3396



NA: Data not available from countries; NR: Data not required to be collected in 2010 UA reporting

Source: Universal Access Progress Reports 2007, 2008, 2009, 2010. WHO, UNAIDS, UNICEF; * Country reports on UNGASS indicators 2008-2009

No. (%) of those enrolled in HIV care who had TB status assessed and recorded during their last visit

Country	Year			
	2007	2008	2009	2010
Cambodia	NA	(85.7 in 1 site)	NR	NA
China	NA	NA	NR	65412 (33)
Fiji	9	11 (14)		14 (64)
Laos	131 (71.6)	NA	NR	597 (100)
Malaysia	2002 (89.3)	1958 (88.0)	NR	2441 (67)
Mongolia	4 (12.5)	10 (26.0)	NA	69 (97)
Philippines	NA	NA	NR	119 (45)
PNG	870 (38.7)	1487 (67.0)	NR	248 (10)
Viet Nam	NA	NA	NR	NA



NA: Data not available from countries; NR: Data not required to be collected in 2010 UA reporting

Source: Universal Access Progress Reports 2007, 2008, 2009, 2010. WHO, UNAIDS, UNICEF; * Country reports on UNGASS indicators 2008-2009

No. (%) newly-enrolled in HIV care given isoniazid preventive therapy (IPT), in WPR Countries, 2007-2010

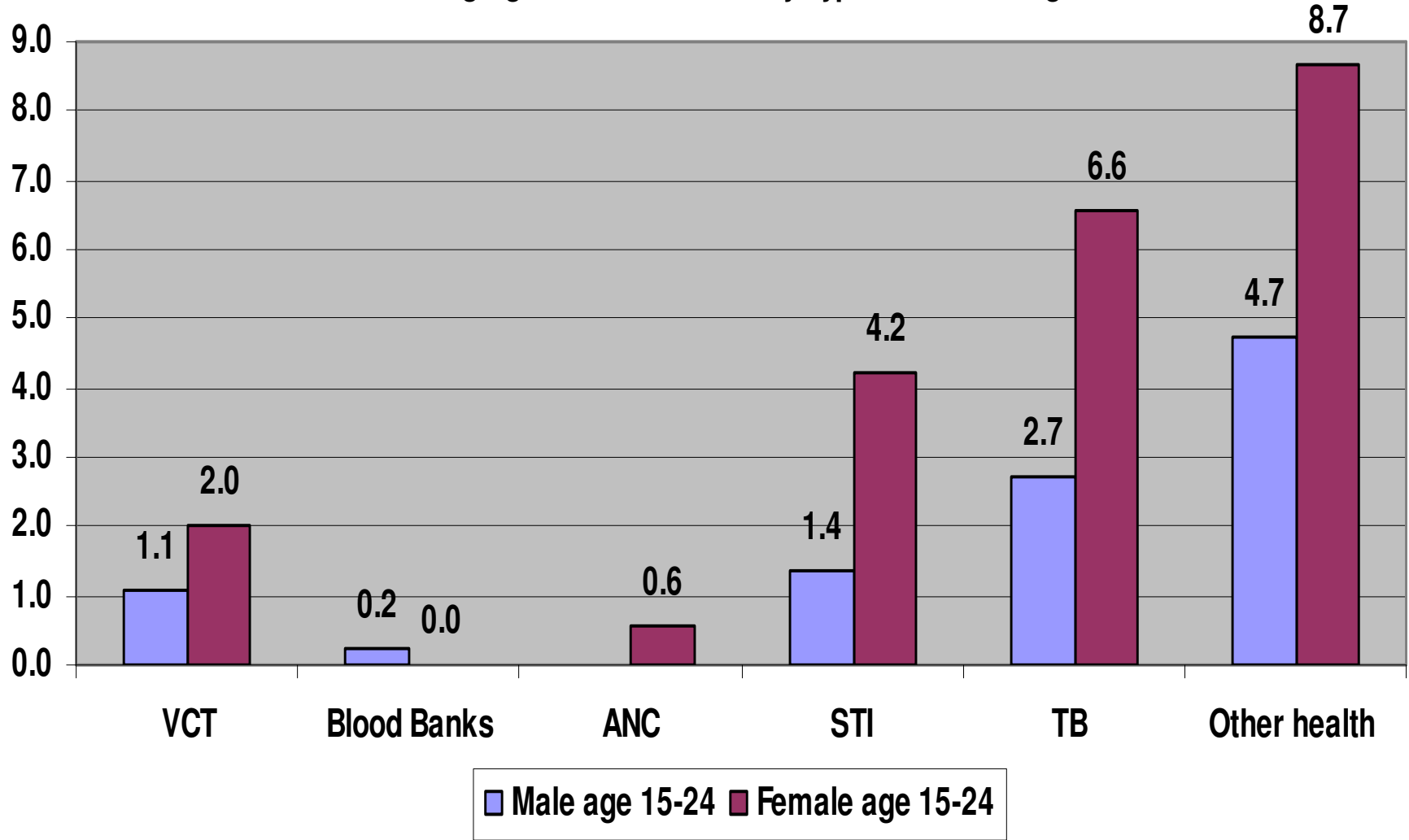
Country	Year			
	2007	2008	2009	2010
Cambodia	NA	NA	NR	491 (37)
China	NA	NA	NR	NA
Fiji	0	2 (100)	NR	0
Laos	NA	NA	NR	NA
Malaysia	NA	NA	NR	0
Mongolia	0	0 (0)	NA	0
Philippines	NA	NA	NR	16 (6)
PNG	215 (29.8)	47 (2)	NR	135 (5)
Viet Nam	NA	NA	NR	1317 (9)



NA: Data not available from countries; NR: Data not required to be collected in 2010 UA reporting.

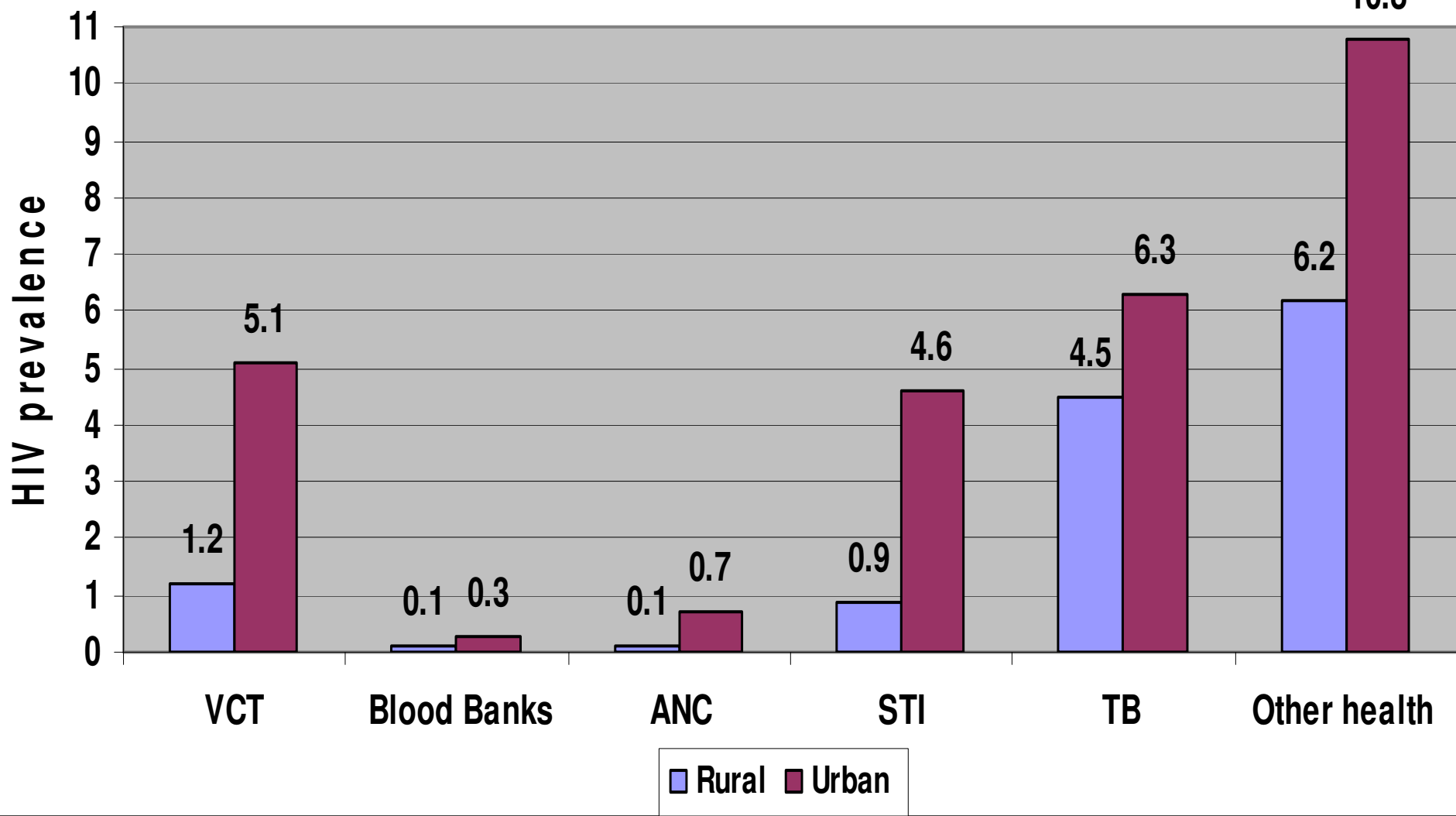
Source: Universal Access Progress Reports 2007, 2008, 2009, 2010. WHO, UNAIDS, UNICEF

HIV Prevalence among Age 15-24 Years Old by Type of HIV Testing Sites in 2010



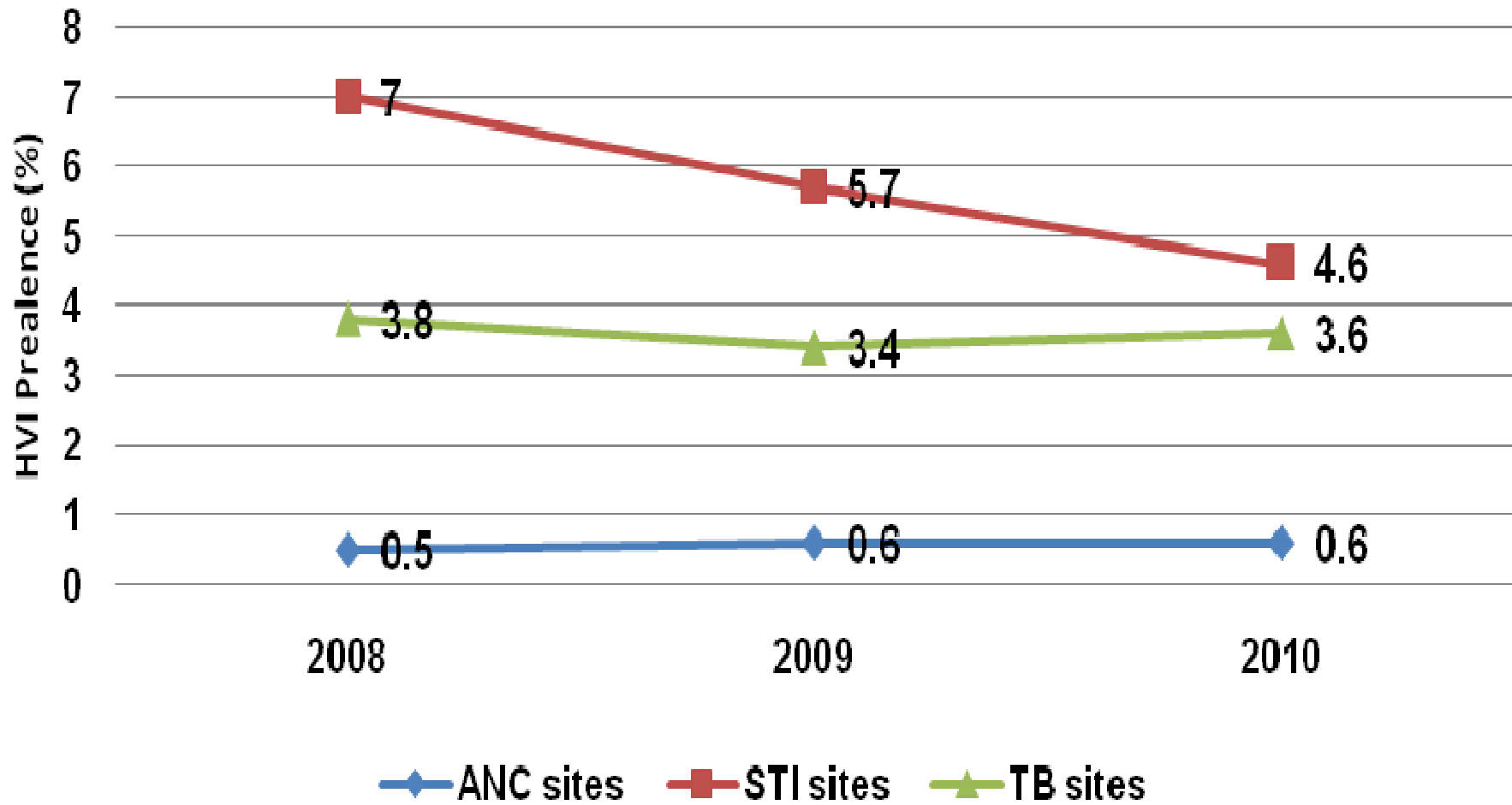
Source: NDOH 2010 Surveillance Report

HIV Prevalence by Rural & Urban and by Type of HIV Testing Sites in 2010



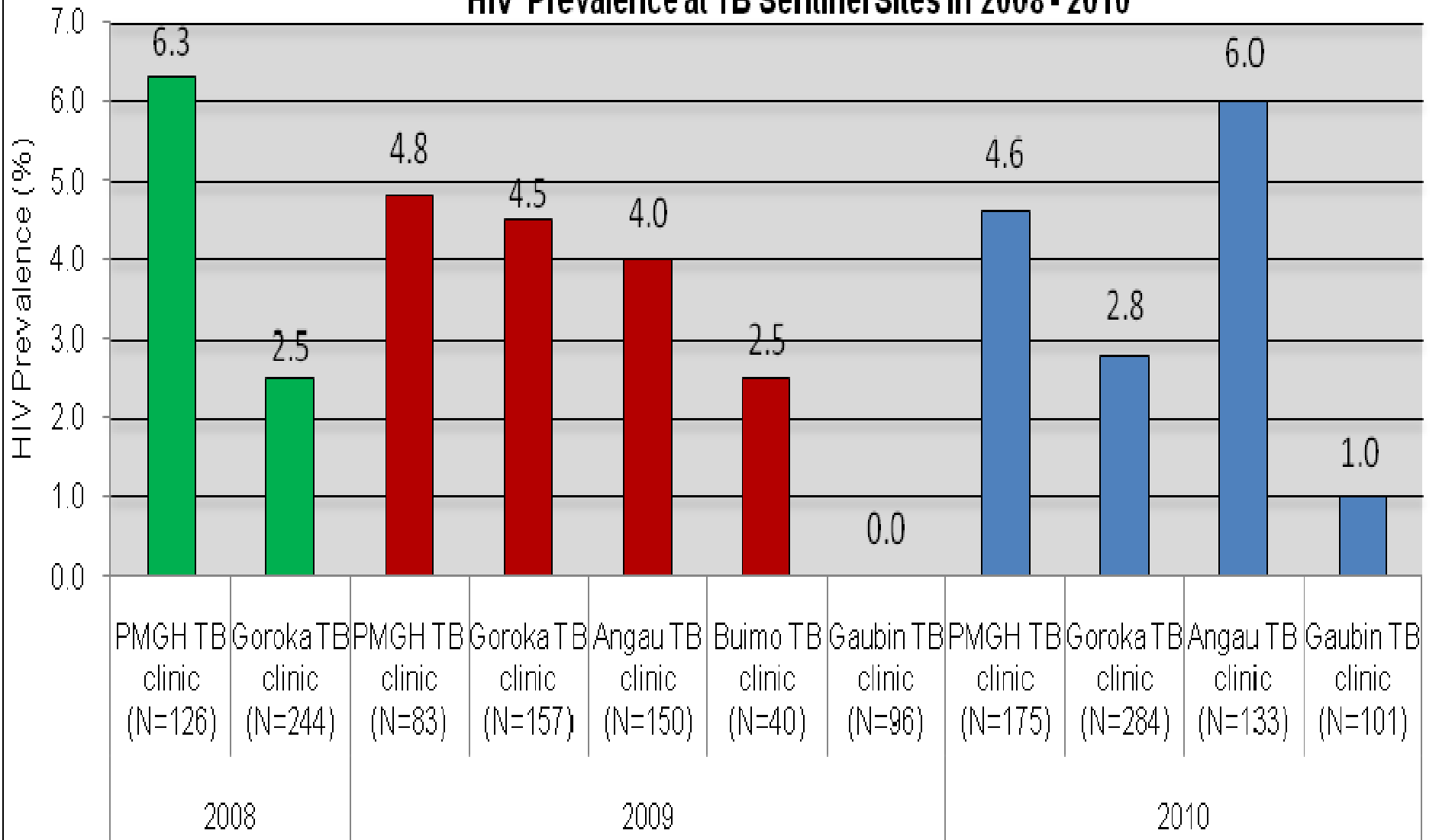
Source: NDOH 2010 Surveillance Report

HIV Prevalence at Sentinel ANC, STI, and TB sites 2008-2010



Source: NDOH 2010 Surveillance Report

HIV Prevalence at TB Sentinel Sites in 2008 - 2010



Source: NDOH 2010 Surveillance Report

HIV Testing Reported at BMUs : Phase II

GF-9 Provinces

Qtr	NS+ HIV Tested	NS+ HIV+	NS+ HIV Prevalence	All TB HIV Tested	All TB HIV+	All TB: HIV Prevalence
2010Q1	86	14	16.30%	309	64	20.70%
2010Q2	203	12	5.90%	721	76	10.50%
2010Q3	156	13	8.30%	704	59	8.40%
2010Q4	108	12	11.10%	496	36	7.30%
Grand Total	553	51	9.22%	2230	235	10.54%

- Estimated Annual TB/HIV incidence in PNG- 3,000
- Estimated Annual TB cases in PNG- 16,000; approx 20% tested for HIV (3500 TB cases tested in 2010; HIV surveillance report)



Current Global Fund Support to TB/HIV-1

- **Round 6 TB: Ending 30 September 2012**
 - NPO- TB/HIV
 - Scale up HIV testing in TB patients- one of the performance indicators
 - Training in HIV testing done through HIV programme
 - Procurement and distribution of HIV test kits done through HIV programme
 - Government buys and distribute INH drugs
 - Training of 3Is done through IMAI training
 - Monitoring done separately by both programme
 - Potential for duplication of TB patients tested for HIV



Expanding & Implementing Stop TB Strategy in PNG - VII

Performance Indicators Review - III

No.	Indicator Description	Intended Target to date For yrs 1-4	Actual Result to date for yrs 1-4	% Achieved for yrs 1-4
2.1	TB Cases receiving HIV Testing	7,893	4548	58%



Current Global Fund Support to TB/HIV-2

- **Round 10 HIV: Starting Jan 2012**
 - NPO- TB/HIV
 - Procurement and distribution of all HIV test kits
 - Training of TB HCWs in HIV testing done through HIV programme
 - Training of 3Is done through IMAI training
 - Monitoring done separately by both programme
 - Updated ART guidelines that includes 3Is and training will be done




Current Global Fund Support to TB/HIV-3

- **??????? Round 11 TB: Starting Jan 2014????**
 - NPO- TB/HIV
 - It is one of strategic objective
 - Training of TB HCWs in HIV testing done through HIV programme
 - Support the coordination and collaborative mechanisms
 - Joint review of reporting forms for TB and HIV
 - Support training of staff in these areas



Challenges and Opportunities

- Irregular supply of test kits for BMUs
- Coordination at all levels are still weak
- Other sub-national levels have not established coordination
- TB HCWs not trained in HIV testing and counselling
- Referral mechanism to testing sites weak
- Local and International NGOs/civil societies need to support ICF
- INH not readily available and still there some reluctance of HWC to initiate treatment
- Limited HR to ensure most of collaborative activities are happening
- Limited high level advocacy
-  Limited one stop shop for TB/HIV

Way forward – To be supported-R11

- Harmonized data collection for TB and HIV
- Strengthen infection control
- Ensure supplies are readily available- INH and Test kits
- Strengthen TB/HIV collaborative committees and make them working
- Need regular supervision and mentoring
- More engaging civil societies to support TB/HIV- as SR

