

MAY 2023



Governance of TB Programs:

SECOND ASSESSMENT OF PRACTICES IN 18 COUNTRIES



USAID
FROM THE AMERICAN PEOPLE

Stop **TB** Partnership

hosted by
 **UNOPS**

Highlights




This is the second report on the assessment of governance of NTPs (National Tuberculosis Programme) at the national level. An essential difference from the first survey is inclusion of TB affected community and civil society partners (collectively referred to as CS in the text) as respondents.

The questionnaire from the first survey was used for self-administration through Google forms after slight adjustments. Like the first report, **the assessment covered four themes.**



Transparency



Inclusiveness



Legal Framework



Process Efficiency and Effectiveness

Each theme had five benchmarks. The total score of all components of a benchmark was four leading to a maximum score of 20 for a theme (please see annexures for benchmarks and the scoring methodology). Considering a score of 20 to be 100%, a theme index score was calculated. The countries were assessed a) whether or not they achieved the benchmarks in a particular theme and b) index score achieved for each of the four themes.

Detailed methodology and results are presented in subsequent chapters of this report. Summary results are presented in this section. A total of 22 countries were approached. The CS partners from all countries and NTP partners from 18 countries responded. Results of these 18 countries are presented in the main report whereas the results of four countries with only the CS response are given in the annexure. Information mostly pertained to the year 2021 except for the transparency theme and a few other components.

Results

1. Benchmarks achieved by countries

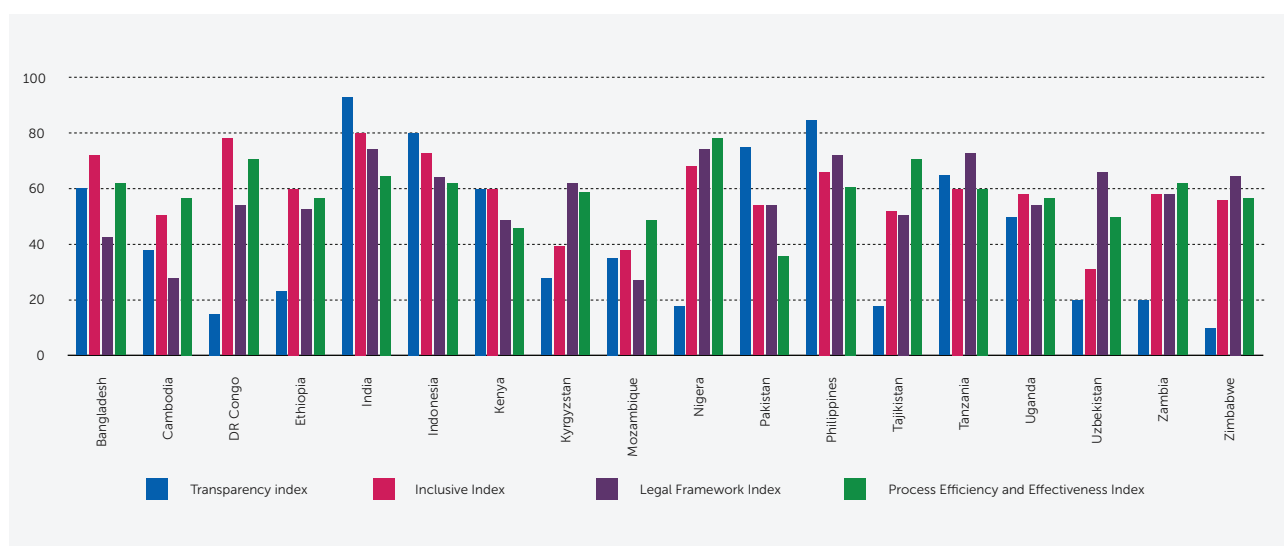
	Transparency					Inclusiveness					Legal Framework					Process Efficiency & Effectiveness					Number of benchmarks that countries achieved
	Benchmark 1: A working NTP website	Benchmark 2: Case notification data on the website	Benchmark 3: Latest TB technical guidelines on website	Benchmark 4: NSP and annual budget on the website	Benchmark 5: External programme review	Benchmark 1: Social contracting with gov. funds	Benchmark 2: Inclusion of key populations in NSP	Benchmark 3: Inclusion of civil society/ TB survivors	Benchmark 4: Inclusion of TB community and subnational entities	Benchmark 5: Gender inclusiveness	Benchmark 1: Mandatory TB notification	Benchmark 2: DR-TB medicines in nEML and free	Benchmark 3: Social protection	Benchmark 4: Law/Policy on Human rights for TB	Benchmark 5: Policy framework to reduce TB stigma	Benchmark 1: Approval process efficiency	Benchmark 2: NTP manager empowerment	Benchmark 3: Capacity of NTP	Benchmark 4: Ability to adopt/adapt international guidelines	Benchmark 5: NTP's capacity for fund absorption	
Bangladesh																					5
Cambodia																					2
DR Congo																					3
Ethiopia																					3
India																					9
Indonesia																					6
Kenya																					3
Kyrgyzstan																					2
Mozambique																					1
Nigeria																					6
Pakistan																					3
Philippines																					8
Tajikistan																					4
Tanzania																					4
Uganda																					3
Uzbekistan																					4
Zambia																					3
Zimbabwe																					3
Number of countries that achieved the benchmarks	5	1	6	1	4	1	0	5	14	0	13	11	0	1	0	3	1	1	4	1	

Note: Indonesia did not procure in the last 2 years and Zimbabwe did not respond to this question.

RESULTS

2. Theme Indices achieved by countries

Country Name	Transparency Index	Inclusiveness Index	Legal Framework Index	Process Efficiency and Effectiveness Index
Bangladesh	60%	72%	43%	62%
Cambodia	38%	51%	28%	57%
DR Congo	15%	78%	54%	71%
Ethiopia	23%	60%	53%	57%
India	93%	80%	74%	65%
Indonesia	80%	73%	64%	62%
Kenya	60%	60%	49%	46%
Kyrgyzstan	28%	39%	62%	59%
Mozambique	35%	38%	27%	49%
Nigeria	18%	68%	74%	78%
Pakistan	75%	54%	54%	36%
Philippines	85%	66%	72%	61%
Tajikistan	18%	52%	51%	71%
Tanzania	65%	60%	73%	60%
Uganda	50%	58%	54%	57%
Uzbekistan	20%	31%	66%	50%
Zambia	20%	58%	58%	62%
Zimbabwe	10%	56%	65%	57%



4. Dashboard with score for individual benchmarks

	Bangladesh	Cambodia	DR Congo	Ethiopia	India	Indonesia	Kenya	Kyrgyzstan	Mozambique	Nigeria	Pakistan	Philippines	Tajikistan	Tanzania UR	Uganda	Uzbekistan	Zambia	Zimbabwe
Transparency																		
A working NTP website	4	1,5	0	0,5	4	3	3	1,5	1	0,5	4	4	3,5	2	2	4	0	0
Case notification data on the website	1	0	0	0	4	2	0	0	0	0	1	2	0	0	0	0	0	0
Latest TB technical guidelines on the website	2	0	0	2	4	4	4	1	3	0	4	4	0	4	2	0	0	0
NSP and annual budget on the website	3	3	0	0	2,5	3	3	0	0	0	3	4	0	3	3	0	0	0
External programme review	2	3	3	2	4	4	2	3	3	3	3	3	0	4	3	0	4	2
Theme Score for Transparency	12,0	7,5	3,0	4,5	18,5	16,0	12,0	5,5	7,0	3,5	15,0	17,0	3,5	13,0	10,0	4,0	4,0	2,0
Inclusiveness																		
Social contracting with government funds (NGOs/private sector)	2	0	2	0	4	1	0	1	0	0	2,5	2,5	1,5	0	1	2	2	0,5
Inclusion of key populations in NSP	2	1,5	3,5	2	2,5	2,5	3	2,5	1	3	2	1	1,5	3	1	0,5	1	1,5
Inclusion of civil society/TB survivors	4	3	3,5	4	3	4	2,5	1	1	4	2	3,5	2	3,5	4	2	3	3,5
Inclusion of TB community and subnational entities	4	4	4	4	4	4	4	2	4	4	3	4	4	3	4	0	4	4
Gender inclusiveness	2,4	1,7	2,7	2,0	2,4	3,1	2,4	1,3	1,6	2,5	1,3	2,3	1,5	2,4	1,6	1,6	1,6	1,7
Theme Score For Inclusiveness	14,4	10,2	15,7	12,0	15,9	14,6	11,9	7,8	7,6	13,5	10,8	13,3	10,5	11,9	11,6	6,1	11,6	11,2
Legal Framework																		
Mandatory TB notification	4	0	0	0	4	4	4	4	0	4	2	4	4	4	4	4	4	4
DR-TB medicines in nEML and available for free	2,5	4	4	4	2,5	4	1	4	1	4	4	4	2,5	4	1	4	2,5	4
Social protection	1,0	0,7	0,7	1,3	3,2	1,3	0,7	2,0	1,0	0,7	0,7	1,3	1,0	1,3	1,3	1,0	1,7	0,7
Law/policy on human rights for TB	0	0	3,2	3,2	3,2	2,4	3,2	2,4	2,4	3,2	3,2	4	1,6	3,2	2,4	3,2	2,4	2,4
Policy framework to reduce TB stigma	1	1	3	2	2	1	1	0	1	3	1	1	1	2	2	1	1	2
Theme Score for Legal Framework	8,5	5,7	10,9	10,5	14,9	12,7	9,9	12,4	5,4	14,9	10,9	14,3	10,1	14,5	10,7	13,2	11,6	13,1
Process Efficiency & Effectiveness																		
Approval process efficiency	3	2	0	0	4		2	2	3	4	1	2	4	2	2	3	3	
NTP manager empowerment	3,0	3,0	3,5	3,0	2,5	3,5	2,5	3,0	3,5	3,0	2,0	2,0	2,5	2,5	2,5	4,0	2,5	2,0
Capacity of NTP	4,0	2,8	3,8	2,8	1,3	3,8	2,8	3,3	1,3	3,8	3,3	2,3	3,8	3,3	2,3	1,8	1,3	2,8
Ability of NTP to rapidly adopt/adapt international policies	1,3	2,6	3,9	2,6	1,3	2,6	0	2,6	0	3,9	0	3,9	3,9	1,3	2,6	1,3	2,6	1,3
Capacity of NTP for fund absorption	1	1	3	3	4	0	2	1	2	1	1	2	0	3	2	0	3	3
Theme Score For Process Efficiency & Effectiveness	12,3	11,4	14,2	11,4	13,1	12,3	9,3	11,9	9,8	15,7	7,3	12,2	14,2	12,1	11,4	10,1	12,4	11,3
Complete Score	47,2	34,8	43,7	38,4	62,3	55,6	43,0	37,6	29,8	47,6	44,0	56,8	38,2	51,5	43,7	33,4	39,5	37,6

Green (score of 4) indicates the benchmark has been achieved

Red (score of 0) indicates meaningful action is yet to be initiated

Other colours (score of more than 0 and less than 4) indicate relevant progress is required to achieve the benchmark



Transparency

8 countries (44%)

did not achieve any benchmark in the transparency theme. These were Cambodia, DR Congo, Ethiopia, Kyrgyzstan, Mozambique, Nigeria, Tajikistan, Uganda.

5 countries (28%)

achieved the benchmark for 'a working NTP website' - Bangladesh, India, Pakistan, Philippines and Uzbekistan.

1 country (6%)

achieved the benchmark for 'case notification data on the website' - India.

6 countries (33%)


achieved the benchmark for 'Latest TB technical guidelines on the website' - India, Indonesia, Kenya, Pakistan, Philippines and Tanzania (UR);

1 country (6%)

achieved the benchmark for 'NSP and annual budget on the website' - Philippines.

4 countries (22%)

achieved the benchmark for 'External program review' - India, Indonesia, Tanzania (UR) and Zambia.



Inclusiveness

4 countries (22%)

did not achieve any benchmark in this theme. These were Kyrgyzstan, Pakistan, Tajikistan and Uzbekistan.

1 country (6%)

achieved the benchmark for 'social contracting with government funds' - India.

None of the countries

achieved the benchmark for 'inclusion of key populations in NSP'.

5 countries (28%)

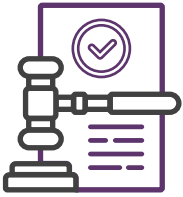
achieved the benchmark for 'inclusion of civil society/ TB survivors' - Bangladesh, Ethiopia, Indonesia, Nigeria and Uganda.

1 country (6%)

achieved the benchmark for 'Inclusion of TB community and subnational entities'. The four countries that did not achieve this benchmark were Kyrgyzstan, Pakistan, Tanzania and Uzbekistan.

None of the countries

countries achieved the benchmarks for 'Gender inclusiveness'.



Legal Framework

13 countries (72%)

achieved the benchmark for mandatory TB notification. The five countries that did not achieve this benchmark are- Cambodia, DR Congo, Ethiopia, Mozambique and Pakistan.

11 countries (61%)

achieved the benchmark for including MDR-TB medicines in the nEML and making them available for free to people receiving TB treatment. The seven countries that did not achieve this benchmark are – Bangladesh, India, Kenya, Mozambique, Tajikistan, Uganda and Zambia.

None of the countries

achieved the benchmark for availability of social protection schemes and social health insurance for all people with TB.

1 country (6%)

achieved the benchmark for inclusion of human rights issues in TB training modules or guidance documents -Philippines.

None of the countries

achieved the benchmark for 'policy framework to reduce TB stigma'.



Process Efficiency and Effectiveness

10 countries (56%)

did not achieve any benchmark of the process efficiency and effectiveness theme.

Note: Indonesia and Zimbabwe were not evaluated for the achievement of first benchmark.

3 countries (32%)

achieved the benchmark for approval efficiency, as assessed for the last GDF quote approved in the country -India, Nigeria and Tajikistan.

1 country (6%)

achieved the benchmark for NTP manager empowerment -Uzbekistan.

1 country (6%)

achieved the benchmark for NTP capacity - Bangladesh.

4 countries (22%)

achieved the benchmark for the ability to rapidly adopt/ adapt international guidelines as national policies-DR Congo, Nigeria, Philippines and Tajikistan.

1 country (6%)

achieved the benchmark for NTP's capacity for fund absorption

To learn more, visit our website at:

 www.stoptb.org

Scan the QR code to download the full version of the report

